

## Delaware Valley Branch 2018-19 Hogmanay Ball Dance Instructions

Each dance includes crib notes, Pilling-style diagrams and a suggested video link. There is a separate "cheat sheet" with just the crib notes and another with just the diagrams.

All written instructions herein are "edited" versions of Charles Upton's dance crib notes, based on the notation system of Pillings. The ball chairs have added additional edits.

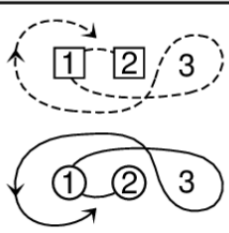
### THE MACHINE WITHOUT HORSES (J8x32) 3C (4C set) Rutherford RSCDS Book 12

1- 8 1s set, cast and dance RH across with 3s

9-16 1s set, cast up and dance LH across with 2s

17-24 1s followed by 2s dance down two places, cast up behind 3s, in and dance up to top and 1s cast back to 2nd place, as 2s dance to top w

25-32 2s+1s dance R&L

THE MACHINE WITHOUT HORSES			8x32 J
<p>1 3</p> <p>S 1 RA</p>	<p>1 2</p> <p>S 1 LA</p>		<p>2 1</p> <p>RL</p>

Rutherford, 1772, RSCDS Book 12.12

3C/4C longwise set.

Video Link: There are many videos, most of which include mistakes. The first one is the most correct but the music is not the Machine, but Scottish Reform. But the patterns are correct.

<https://www.scottish-country-dancing-dictionary.com/video/machine-without-horses.html>

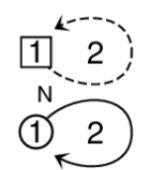
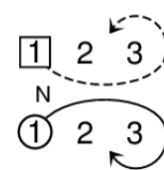


### FAIR DONALD (S8x32) 3C (4C set) RSCDS Book 29

1- 8 1s dance down 1 place and cast up on own side to places, dance down 2 places and cast up on own side and face 1st corners

9-16 1s dance diagonal Reel of 4 with 1st corners and pass partner LSh to face 2nd corners

17-24 1s dance diagonal Reel of 4 with 2nd corners and end in centre facing up between 2s

25-32 1s cast to 2nd place and 2s+1s+3s set, 2s+1s+3s turn partners 2H. 213

FAIR DONALD				8x32 S
				<p>2 1 3</p> <p>2 1 3</p> <p>S T<sub>B</sub></p>

RSCDS Book 29.4

3C/4C longwise set.

Video Link: The third video is accurate and has the correct music. (Louisville, KY)

<https://www.scottish-country-dancing-dictionary.com/video/fair-donald.html>

## THE TRI-MARINER (R8x32) 3C (4C set) Ann Dix Reel Friends 2

- 1- 8 1s set, cast 2 places and lead up to top while 2s wait 2 bars, set, cast 1 place and lead up to 2nd place behind 1s, while 3s wait 4 bars, set, cast into middle, joining RH  
 9-16 1s+2s+3s Promenade and end with 1s casting to 2nd place, 2s dancing to top.  
 17-24 1s cross down with RH, cast up behind 3s, cross up with RH and cast to 2nd place  
 25-32 All petronella turn into middle, set and all turn partner RH 1¼ times

THE TRI-MARINER				8x32 R	
1: <b>S</b>		1 2 3		2 1 3	2 1 3
2: <b>S</b>		<b>PROM</b>		<b>T</b>	<b>T</b> $R1\frac{1}{4}$
3: <b>S</b>					

A Dix, 1993, Reel Friends 2, RSCDS Book 48.8

3C/4C longwise set.

The first video is excellent. <https://www.scottish-country-dancing-dictionary.com/video/tri-mariner.html>

## ANTARCTICA BOUND (J4x32) 4C set Roy Goldring Scotia Suite

- 1- 8 1s+2s cross RH, cast down 2 places, cross RH (2s below 4s, 1s below 3s) and cast up to places  
 9-16 3s+4s cross RH, cast up 2 places, cross RH (3s above 1s and 4s above 2s) and cast back to places  
 17-24 1s+4s Adv & Ret (diagonally), 1s cast bottom as others step up  
 25-32 All circle 8H round and back

ANTARCTICA BOUND					4x32 J	
1 2	3 ① 4 ②	3 4	③ 1 ④ 2	① 2 3 ④	1	2 3 4 1
<b>X<sub>R</sub></b>	<b>X<sub>R</sub></b>	<b>X<sub>R</sub></b>	<b>X<sub>R</sub></b>			
	3 ① 4 ②		③ 1 ④ 2	① 2 3 ④		

Roy Goldring, 2002, Scotia Suite

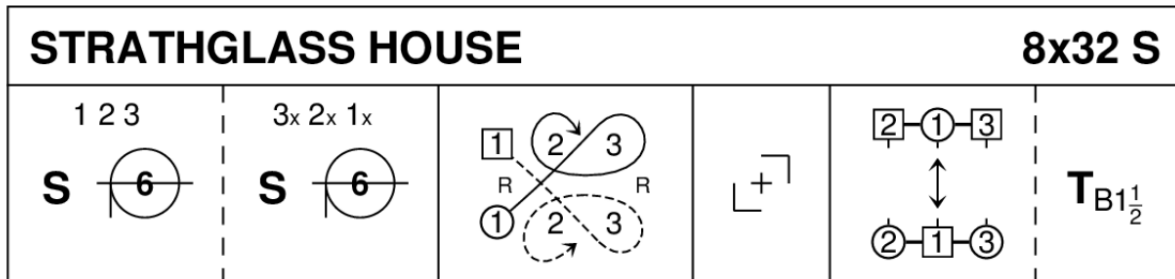
4C/4C longwise set.

The first video is correct.

<https://www.scottish-country-dancing-dictionary.com/video/antarctica-bound.html>

# **STRATHGLASS HOUSE (S8x32) 3C (4C set) Robert Bremner RSCDS Book 13**

- 1- 8 1s+2s+3s set and circle 6H round ½ way, set and continue to circle 6H round to the left back to place
- 9-16 1s Lead down crossing below 2s, dance down behind 3s, lead up between to top and cast 1 place (on opposite sides) to face 1st corners, 2s step up on 7 & 8
- 17-24 Turn 1st corner RH, partner LH, 2nd corner RH and partner LH to end in 2nd place opposite sides
- 25-32 2s+1s+3s Adv & Ret for 2 steps each way and 1s turn 2H 1½ times to own sides. 213



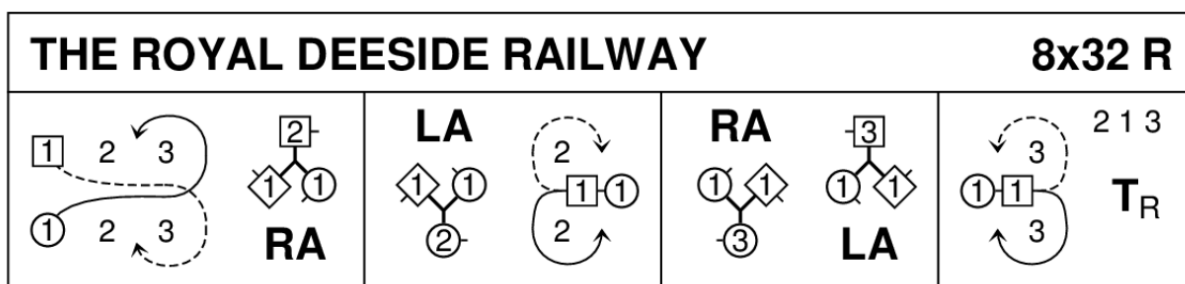
Robert Bremner, 1757, RSCDS Book 13.9

3C/4C longwise set.

The first video is a correct one. <https://www.scottish-country-dancing-dictionary.com/video/strathglass-house.html>

# **THE ROYAL DEESIDE RAILWAY (R8x32) 3C (4C set) Ron Arrowsmith RSCDS Book 40**

- 1- 8 1s cross down (no hands) below 3s, cast up 1 place opposite sides and dance in to face 2L (2s step up on 3 & 4), 1s+2L dance RH across
- 9-16 1s+2M dance LH across and end 1L (with partner behind her) in centre facing up, 1s dance up and cast 1 place on own sides and face 3M
- 17-24 1s+3M dance RH across, 1s+3L dance LH across and end 1L (with partner behind her) in centre facing down
- 25-32 1s dance down below 3s and cast up on own sides to 2nd place, 2s+1s+3s turn RH



Ron Arrowsmith, 1987, RSCDS Book 40.9




3C/4C longwise set.

The second video that comes up with this link is BEAUTIFUL—the dem team at RSCDS Summer School.

<https://www.scottish-country-dancing-dictionary.com/video/royal-deeside-railway.html>

**MAJOR IAN STEWART (J8x32) 3C (4C set) John Drewry RSCDS Book 35**

- 1- 8 1s+2s ½ turn partners RH and dance RH across ½ way, 2s+1s full turn partner RH ending with 2s at top and 1s in 2nd place
- 9-16 2s+1s+3s dance reels of 3 on own sides (1L dances in and up as 1M dances in and down to start) and 1s end facing 1st corners; corners put hooks on reels
- 17-24 1s set to 1st corners then to each other across the dance, set to 2nd corners and Petronella turn to 2nd place own sides
- 25-32 2s+1s+3s circle 6H round to the left for 6 steps, pivot (cross RF over LF and pivot to L) and chase back to places with skip change. 213

MAJOR IAN STEWART					8x32 J
1 2 <b>T<sub>R</sub><sup>1</sup><sub>2</sub> RA</b>	2 1 <b>T<sub>R</sub></b>	2 1 3 	Hello-Goodbye <b>S S S T<sub>◇</sub></b>	2 1 3  6 slip steps Cross R foot over L & pivot	3x 1x 2x  Chase to 2 1 3

John Drewry, 1986, RSCDS Book 35.4

3C/4C longwise set.

Either of the first two videos is excellent. The first has dance commentary.

<https://www.scottish-country-dancing-dictionary.com/video/major-ian-stewart.html>

**BRUCE'S MEN (S3x32) 3C set Roy Goldring Scotia Suite**

- 1- 8 1s+2s circle 4H round to left, finish in middle facing down, 2s followed by 1s dance down between 3s and cast (2s to top place and 1s to 2nd place)
- 9-16 1s dance diagonal R&L (1M down, 1L up) (3)1(2))
- 17-24 1s dance ½ Figs of 8 (1L up round 3s, 1M round 2s), all set and ½ turn partner RH to allemande hold
- 25-32 3s+1s+2s dance Allemande ending with 1s casting to 3rd place, 3s dancing up

BRUCE'S MEN		Caerlaverock Castle		3x32 S	
<p>1 2</p>	<p>2  </p> <p>  3</p> <p><b>RL</b></p>	<p>  2</p> <p>3  </p> <p><b>RL</b></p>		<p>3<sub>x</sub> 1<sub>x</sub> 2<sub>x</sub></p> <p><b>S</b> <b>T</b> <math>R_2^1</math></p>	<p>3 1 2</p> <p><b>A</b> </p> <p>to 2 3 1</p>

Roy Goldring, Scotia Suite

3C/3C longwise set.

No perfect demo but in the link below, the Singapore girls team looks good (but it is all white dresses which may be confusing) and the RSCDS Summer School video is OK but crowded.

<https://www.scottish-country-dancing-dictionary.com/video/bruces-men.html>

### THE KISSING BRIDGE (R8x32) 3C (4C set) Romaine Butterfield RSCDS Book 47

- 1- 8 1s cast and dance behind lines to bottom and turn outwards to cast back to top  
 9-16 1s cross down to dance reels of 3 on opposite sides to end in partner's place  
 17-24 1s lead down middle and cross to own sides (Lady under Man's arm—he dances below her), 1s lead up to top and end facing partner with 2H joined  
 25-32 1s+2s dance Poussette. 213

THE KISSING BRIDGE			8x32 R
		<p>1x</p> <p>→ R      <b>T</b><sub>R<sup>1</sup></sub><sub>2</sub>      ← R</p> <p>L under M's R arm</p>	<p>1 2</p> <p><b>P</b></p>

Romaine Butterfield. RSCDS Book 47.9

3C/4C lonawise set.

The first video is excellent.

<https://www.scottish-country-dancing-dictionary.com/video/kissing-bridge.html>

### THE WHITE HEATHER JIG (J4x40) 4C set James B. Cosh 22 SCDs

- 1- 8 1s turn RH and cast to 2nd place, turn 1½ LH to end between 2s facing opposite sides  
 9-16 1s+2s dance reel of 4 across, 1s pass RSh to face 1st corners  
 17-24 1s turn corner, partner, corner, partner, to end between 3s facing opposite sides  
 25-32 1s+3s dance reel of 4 across, 1s end in middle between 3s and 4s , man facing down and woman up  
 33-40 1s turn LH, cast to 4th place on own side and turn RH or birl

THE WHITE HEATHER JIG			4x40 J
<p><b>T</b><sub>R</sub>    1    <b>T</b><sub>L</sub>1½</p>			<p><b>T</b><sub>L</sub>    1    <b>T</b><sub>R</sub></p>

James Cosh, 22 SCD & 2 Others

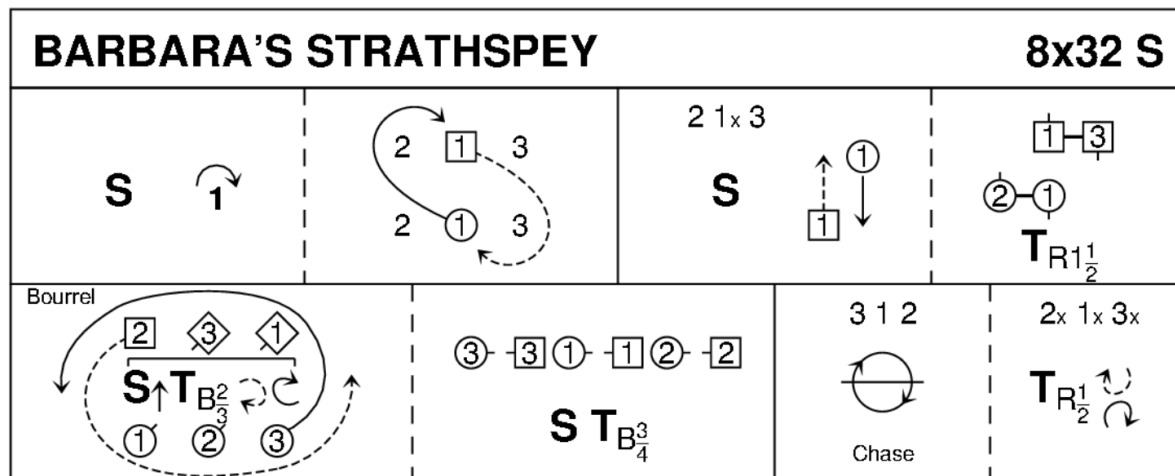
4C/4C longwise set

None of the videos is that good but the last one, with animation, may be the most helpful.

<https://www.scottish-country-dancing-dictionary.com/video/white-heather-jig.html>

# **BARBARA'S STRATHSPEY (S8x32) 3C (4C set) Sue McKinnell RSCDS Book 46**

- 1- 8 1s Set&Cast 1 place, 1s dance ½ Fig of 8 (1M round 2s, 1L round 3s)  
 9-16 2s+1s+3s set and 1s cross passing RSh, 2M+1M also 1L+3L turn RH 1½ times on sides (1M finishes at top, 1L finishes in 3<sup>rd</sup> place—own sides)  
 17-24 1s+2s+3s dance 3 couple Bourrel:-  
     17-20 1M+3L also 2M+1L set advancing and ¾ turn 2H to line up/down middle then ½ turn single to face own partners as 3M and 2L chase anticlockwise to face them  
     21-24 All set and turn 2H to own sides. 312  
 25-32 All chase clockwise ½ way, all ½ turn partners RH and twirl to places. 213

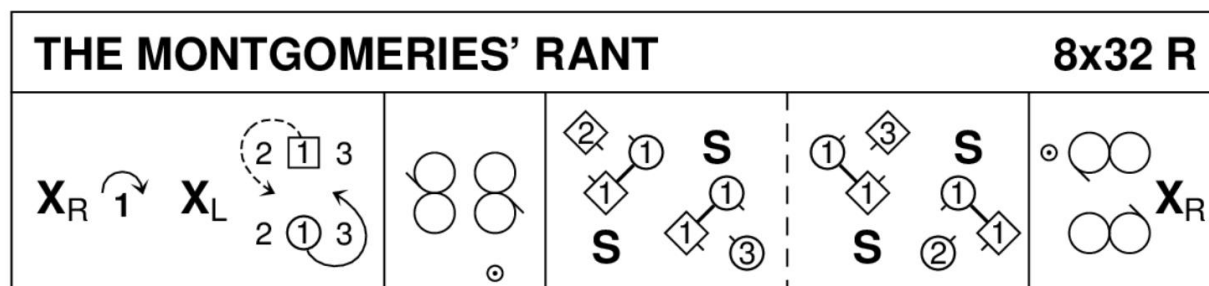


The second video from the RSCDS Summer School is beautiful

<https://www.scottish-country-dancing-dictionary.com/video/barbaras-strathspey.html>

# **THE MONTGOMERIES' RANT (R8x32) 3C (4C set) Castle Menzies RSCDS Book 10**

- 1- 8 1s cross RH and cast down to 2nd place, cross LH and 1L casts up while 1M casts down to finish between 2s and 3s, facing partner's side.  
 9-16 1s dance RS reels of 3 across, 1L with 2s and 1M with 3s (1s finish in middle with nearer hands joined, facing 2L)  
 17-24 1s with nearer hands joined (Lady on Man's left) set to 2L and turn inwards to set to 3M, set to 3L and turn inward and set to 2M  
 25-32 2s+1s+3s dance reels of 3 on opposite sides 1s giving RSh to 2nd corner, 1s cross RH to 2nd place own sides. 213



Castle Menzies, 1749, RSCDS Book 10.1

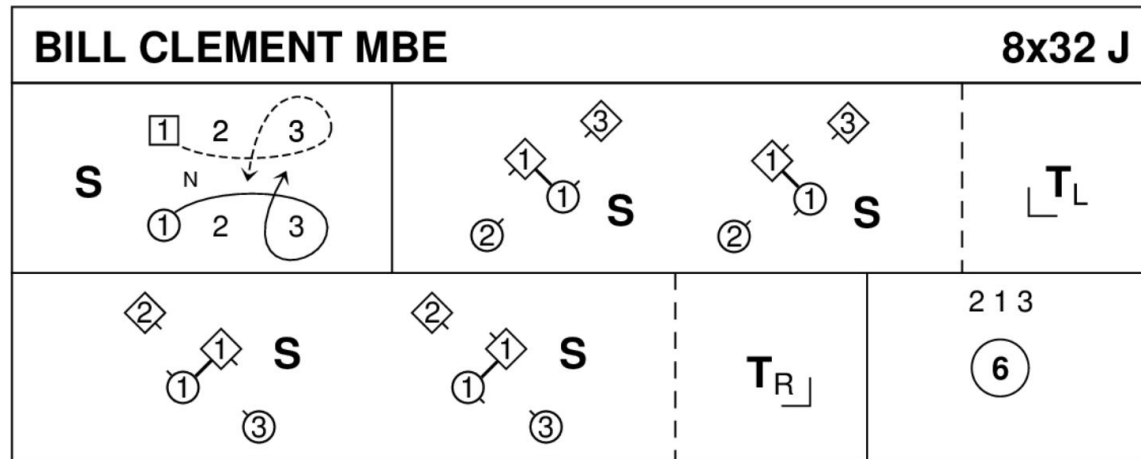
3C/4C longwise set.

The second video is clear and correct.

<https://www.scottish-country-dancing-dictionary.com/video/montgomeries-rant.html>

# **BILL CLEMENT MBE (J8x32) 3C (4C set) John Wilkinson RSCDS Book 47**

- 1- 8 1s set and dance down between 3s and cast up to end LH joined with partner facing 1st corners
- 9-16 1s set and turn inwards to face 3rd corners, 1s set to 3rd corners and turn corners LH to end RH joined with partner facing 2nd corners
- 17-24 1s set and turn inwards to face partner's 2nd corner, 1s set to 2nd corners and turn corners RH to end 2nd place own side
- 25-32 2s+1s+3s circle 6H round and back



John Wilkinson, 2008, RSCDS Book 47.1

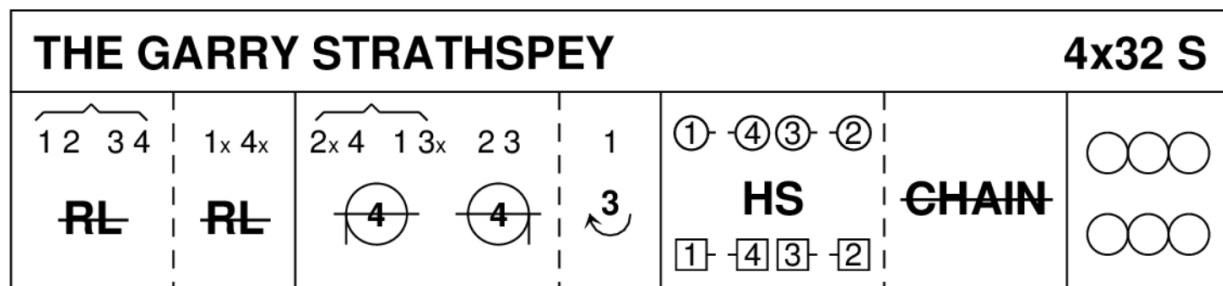
3C/4C longwise set.

The second video is excellent—again from the RSCDS Summer School.

<https://www.scottish-country-dancing-dictionary.com/video/bill-clement-mbe.html>

# **THE GARRY STRATHSPEY (S4x32) 4C set James B. Cosh 22 SCDs**

- 1-8 1s+2s and 3s+4s dance ½ R&L, 1s+4s (in centre) dance ½ R&L
- 9-16 2s+4s and 1s+3s (top 2 and bottom 2) circle 4H around to left ½ way, 2s+3s (middle 2) circle 4H around to right ½ way, 1s dance up to top, 2s, 3s and 4's step down and all face as for Reel of 4 on sides (all are on opposite sides)
- 17-24 All set Highland Schottische and dance ½ Grand Chain, finishing on own sides
- 25-32 All dance RS reel of 4 on sides. 2341



James Cosh, 22 SCD & One Other

4C/4C longwise set

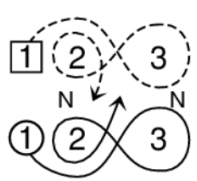
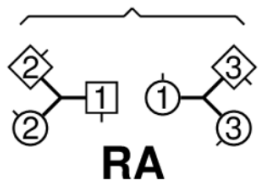
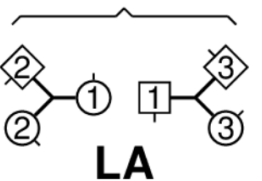
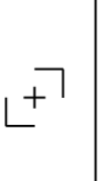

The second video is probably the clearest---danced on the grass. The music Delaware Valley will use will be very different—much better!

<https://www.scottish-country-dancing-dictionary.com/video/garry-strathspey.html>



**THE DUKE AND DUCHESS OF EDINBURGH (R8x40) 3C (4C set) Allie Anderson and Florence Lesslie RSCDS Book 39**

- 1-8 1s+2s+3s Adv&Ret and turn partners 2H (skip change turn)  
 9-16 1s cast, dance down between 3s, cast up behind 3s, dance up between 2s and cast back to 2nd place (give nearer hands where possible) (fast!)  
 17-24 1s dance RH across (Lady with 2s and Man with 3s), pass RSh and dance LH across with other couple to end facing 1st corners  
 25-32 1s turn 1st corner, partner, 2nd corner and partner to own sides 2nd place  
 33-40 2s+1s+3s circle 6H round and back

THE DUKE AND DUCHESS OF EDINBURGH					8x40 R
1 2 3 ↑↓ <b>T<sub>B</sub></b> Skip change of step					2 1 3 

Allie Anderson & Florence Lesslie, 1947, RSCDS Book 39.7

3C/4C longwise set.

The first video is the best, even with the children running around.

<https://www.scottish-country-dancing-dictionary.com/video/duke-and-duchess-of-edinburgh.html>

**TEA**  
**AULD LANG SYNE**



2019

# THE PIPER AND THE PENGUIN (R88) Sq.Set Roy Goldring Scotia Suite

- 1- 8 Ladies dance RSh round their corners, dance RH across ending in centre  
 9-16 Ladies dance LSh round their partners, dance LH across and back to places  
 17-24 Men dance RSh round their partners, dance RH across ending in centre  
 25-32 Men dance LSh round corners, dance LH across and back to places  
 33-40 1s and 3s turn partners RH  $1\frac{1}{4}$  times, Men followed by partners dance out between right hand side couples and back to places (1s through 4s and 3s through 2s)  
 41-48 1s+3s dance R&L  
 49-56 2s and 4s turn partners RH  $1\frac{1}{4}$  times, Men followed by partners dance out between right hand side couples and back to places (2s through 1s and 4s through 3s)  
 57-64 2s+4s dance R&L  
 65-72 Ladies dance in turning right about to dance out, cast clockwise to opposite Lady's place  
 73-80 Men dance in turning left about to dance out, cast anticlockwise to opposite places  
 81-88 All turn partners RH  $1\frac{1}{4}$  times into prom hold, Promenade anticlockwise  $\frac{1}{2}$  way round to original places

THE PIPER AND THE PENGUIN						88 R			
 <b>RA</b>		 <b>LA</b>		 <b>RA</b>		 <b>LA</b>			
1 3 <b>T</b> <sub>R1<math>\frac{1}{4}</math></sub>		 <b>RL</b>		2 4 <b>R</b> 16 bars		 Chase			
 Chase				 Chase		ALL <b>T</b> <sub>R1<math>\frac{1}{4}</math></sub>		<b>PROM</b> anticlockwise	

Roy Goldring, 2002, Scotia Suite


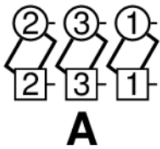
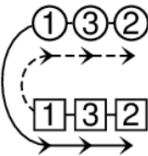

4C/4C square set.

The second video may be the most helpful.

<https://www.scottish-country-dancing-dictionary.com/video/piper-and-the-penguin.html>

## COATS LAND (J8x32) 3C (4C set) Roy Goldring Scotia Suite

- 1- 8 1s dance in and cast to 3rd place, 2s/3s step up, 2s+3s+1s set and ½ turn RH to face down in allemande hold  
 9-16 2s+3s+1s dance Allemande (down) to end 132 on opposite sides  
 17-24 1M followed by 3M+2M chase ½ way anticlockwise while 1L followed by 3L+2L chase ½ way clockwise (inside Men), 1s dance up to top and cast to 2nd places  
 25-32 1s dance RH across (Lady with 2s and Man with 3s) and pass RSh to dance LH across with other couple

COATS LAND					8x32 J	
	2 3 1 <b>S T</b> $R_{\frac{1}{2}}$	 <b>A</b>			2 1 1 3 <b>RA</b>	2 1 1 3 <b>LA</b>

Roy Goldring, 2002, Scotia Suite


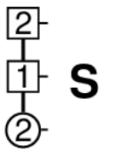
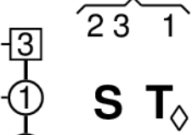
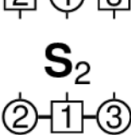

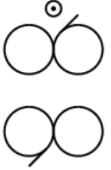
3C/4C longwise set.

All the videos are quite good but I liked the last one best (GS).

<https://www.scottish-country-dancing-dictionary.com/video/coats-land.html>

## MONYMUSK (S8x32) 3C (4C set) Preston RSCDS Book 11

- 1-8 1s turn RH and cast to 2nd place, turn 1¼ times LH to end 1L between 2s to face down 1M between 3s to face up  
 9-16 2s+1s+3s set twice 1s turning over RSh (bars 11-12) onto opposite sides and all set twice again on sides  
 17-24 2s+1s+3s circle 6H round and back  
 25-32 1s dance reels of 3 on sides giving RSh to person on their Right and 1s cross RH to places

MONYMUSK					8x32 S	
<b>T<sub>R</sub></b> 	<b>T<sub>L</sub></b> $1\frac{1}{4}$	 <b>S</b>	 <b>S T</b> $\diamond$	 <b>S<sub>2</sub></b>	2 1 x 3 	 <b>X<sub>R</sub></b>

Preston, 1786, RSCDS Book 11.2

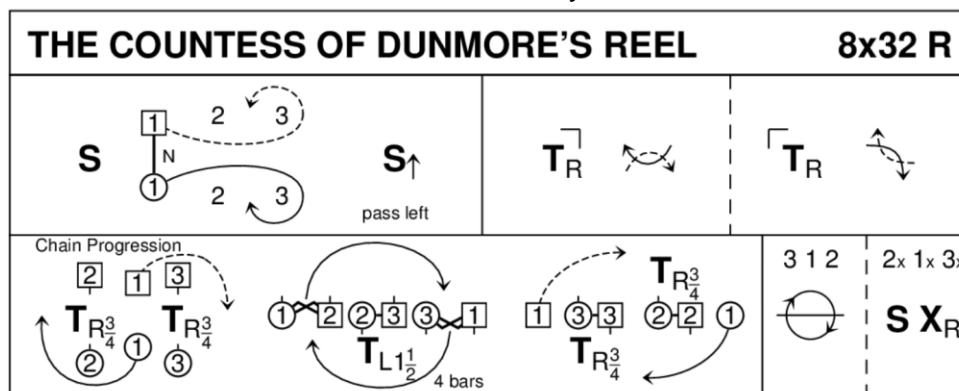
3C/4C longwise set.

The first video, from Russia no less, is excellent!

<https://www.scottish-country-dancing-dictionary.com/video/monymusk.html>

# **THE COUNTESS OF DUNMORE'S REEL (R8x32) 3C (4C set) Deirdre MacCuish Bark RSCDS Book 49**

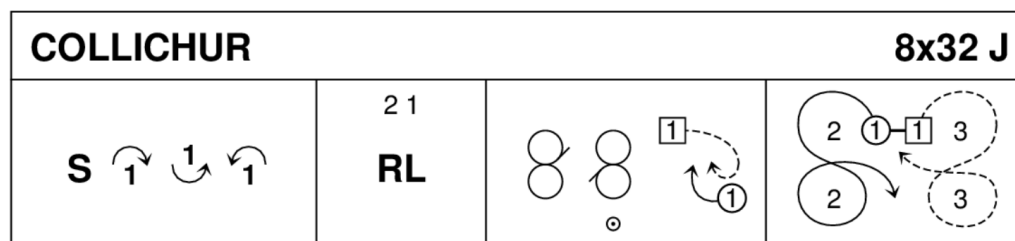
- 1- 8 1s set, dance down below 3s, cast up to 2nd place and set advancing to face 1st corners (2s step up 3-4)
- 9-16 1s turn 1st corners RH, pass RSh, turn 2nd corners RH, pass RSh to 2nd place own side facing out (corners dance 4 bars)
- 17-24 Promenade (Chaperoned) Chain progression:-
- 17-18 1M casts up, 1L casts down as 2s+3s turn  $\frac{3}{4}$  RH into line up/down set
- 19-22 1M+2L and 1L+3M, in prom hold dance clockwise to opposite end of line as 2M and 3L turn LH  $1\frac{1}{2}$  to change ends
- 23-24 1s dance clockwise to 2nd place own side as 3s+2s turn partners  $\frac{3}{4}$  RH to own sides. All face clockwise. 3,1,2
- 25-32 3s+1s+2s dance clockwise  $\frac{1}{2}$  way round set. All set, cross RH to own sides. 213



The first and third videos are especially helpful. The third has the original tune!  
<https://www.scottish-country-dancing-dictionary.com/video/countess-of-dunmores-reel.html>

# **COLLICHUR (J8x32) 3C (4C set) Alexander Bowman RSCDS Book 30**

- 1-8 1s Set & Cast 1 place, dance down below 3s and cast back to 2nd place
- 9-16 2s+1s dance R&L
- 17-24 1s dance reels of 3 across (1L with 2s and 1M with 3s) 1s end in centre facing Ladies' side, M1 dancing across set at end to be above his partner facing out
- 25-32 1s dance out between 2L+3L and cast (Man up and Lady down), dance Figs of 8 (1M round 2s and 1L round 3s) ending in 2nd places



Alexander Bowman, RSCDS Book 30.1

3C/4C longwise set.

The first video will be helpful.

<https://www.scottish-country-dancing-dictionary.com/video/collichur.html>

## THE ROBERTSON RANT (S80) Sq.Set Mrs. Douglas Winchester RSCDS Book 39

- 1- 8 All circle 8H round and back  
 9-16 All Ladies dance RH across ½ way and turn opposite Man LH (Men dance into ladies' places), all Ladies dance ½ RH across and turn partner LH  
 17-24 1s+3s dance reel of 4 (Ladies start by passing LSh as Men set) , finish facing corners  
 25-32 All set Highland Schottische to corners, turn 2H twice  
 33-40 2s+4s dance reel of 4 with Ladies passing LSh, as men set, all finish facing corners  
 41-48 All set Highland Schottische to corners, turn 2H twice  
 49-56 All Ladies circle left to face partners (Ladies pull RS back to end B to B), set to and turn partners 2H  
 57-64 All Men circle right to face partners (Men pull LS back to end B to B), set to and turn partners 2H to places  
 65-72 All dance Grand Chain, 1 bar / hand, turning into allemande at end  
 73-80 All Allemande anticlockwise, finish with women B to B in centre.

THE ROBERTSON RANT						80 S
<div>8</div>	WOMEN <del>RA</del>	ALL T <sub>L</sub>	<div></div> <div>R</div>	1 3 <div>○○○</div> <div>Men set to start</div>	ALL HS T <sub>B2</sub>	2 4 <div>R</div> <div>16 bars</div>
WOMEN <div>4</div>	<div><div>↻</div><div>↻</div><div>↻</div><div>↻</div></div>	ALL S T <sub>B</sub>	MEN <div>4</div>	ALL S T <sub>B</sub>	ALL CHAIN	ALL PROM (Allemande Hold)

Mrs Douglas Winchester, 1949, RSCDS Book 39.8






4C/4C square set.

The fourth video down under the wooden roof is the most correct. Though it has 7 women and 1 man, you can see the patterns clearly and no one gets "lost" as they do in the other videos.

<https://www.scottish-country-dancing-dictionary.com/video/robertson-rant.html>

## WEST'S HORNPIPE (R4x32) 4C set 5 Traditional SCDs 1965

- 1- 8 1s cross down and dance mirrorwise reels of 3 on opposite sides  
 9-16 1s cross down to dance mirrorwise reels of 3 on own sides  
 17-24 1s lead down the middle and back to top (1s end facing 2s diagonally)  
 25-32 1s set to 2s and dance down to 4th place, 4s+1s circle 4H round to left

WEST'S HORNPIPE					4x32 R
					4 1 4

Ladies Pocket Book, 1797, RSCDS 5/1965

4C/4C longwise set.

The first video is very helpful

<https://www.scottish-country-dancing-dictionary.com/video/wests-hornpipe.html>

## RODNEY'S RANT (J8x32) 3C (4C set) Ann Dix QE Diamond Jubilee

1- 8 1s Set & Cast 1 place, dance down between 3s and cast up to 2nd place

9-16 1s dance diagonal R&L. (3)1(2)

17-24 All Set & Link for 3 twice. 2(1)3

25-32 1L dances ½ Fig of 8 with 2s as 1M dances ½ Fig of 8 with 3s, all turn partners RH

RODNEY'S RANT					8x32 J	

Ann Dix, Diamond Jubilee Dances (RSCDS)

3C/4C longwise set

The first video is beautiful.

<https://www.scottish-country-dancing-dictionary.com/video/rodneys-rant.html>

## THE FLOWER OF GLASGOW (S3x32) 3C set Ruth Taylor RSCDS Book 46

1- 8 1L followed by partner casts 2 places, 1L Crosses & Casts up on Men's side to 2nd place while 1M dances up the middle to 2nd place Ladies' side (6 bars!). All set advancing into prom hold (2s and 3s face up, 1s down, 2 bars) 2(1)3

9-16 2s+1s+3s dance Circulating Allemande:-

*2s and 3s dance normal Allemande but end in 3rd/1st place as 1s Allemande (down) and up to 2nd place opposite sides. 3(1)2*

17-24 1s dance ½ Figs of 8 (1L up round 3s, 1M down round 2s), all turn partners 2H

25-32 1s+2s dance All-round Poussette

THE FLOWER OF GLASGOW				3x32 S	

Ruth Taylor, 2004, RSCDS Book 46.9

3C/3C longwise set.

The fourth video is very beautiful and helpful.

<https://www.scottish-country-dancing-dictionary.com/video/flower-of-glasgow.html>



**REEL OF THE 51ST DIVISION (R8x32) 3C (4C set) Atkinson RSCDS Book 13**

1-8 1s Set &amp; Cast below 3s, lead up RH to face 1st corners

9-16 1s set and turn 1st corners RH to Balance-in-diagonal line, set and 1s turn LH to face 2nd corners

17-24 1s set and turn 2nd corners RH to Balance-in-Line, set and 1s turn LH to 2nd place own sides

25-32 2s+1s+3s circle 6H round and back

THE REEL OF THE 51st DIVISION			8x32 R
<b>S</b> 	<b>S</b> <b>T<sub>R</sub></b> <b>B</b> <b>T<sub>L</sub><sup>1 1/4</sup></b>	<b>S</b> <b>T<sub>R</sub></b> <b>B</b> <b>T<sub>L</sub></b>	2 1 3 

Jimmy Atkinson &amp; Peter Oliver, 1940, RSCDS Book 13.10

3C/4C longwise set.

Any of the first three videos is fine but the second is the sharpest.

<https://www.scottish-country-dancing-dictionary.com/video/reel-of-the-51st-division.html>

# Happy 2019!!